



Heart of Florida United Way

May 10, 2018 to May 09, 2019

TOTAL CALLS **N/A**

TOTAL REQUESTS **N/A**

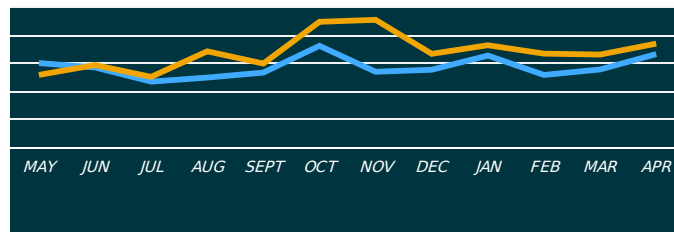
FOR COUNTIES: Osceola, FL



Top Request Categories

Housing & Shelter	9,462
Food	2,616
Utilities	2,242
Healthcare	1,142
Mental Health & Addictions	1,379
Employment & Income	995
Clothing & Household	424
Child Care & Parenting	160
Government & Legal	611
Transportation Assistance	206
Education	75
Disaster	65
Other	1,203
Total for top requests	20,580

ALL TOP REQUESTS IN THE **LAST YEAR** AND **PRIOR YEAR**





Heart of Florida United Way

May 10, 2018 to May 09, 2019

TOTAL CALLS **N/A**

TOTAL REQUESTS **N/A**

FOR COUNTIES: Osceola, FL

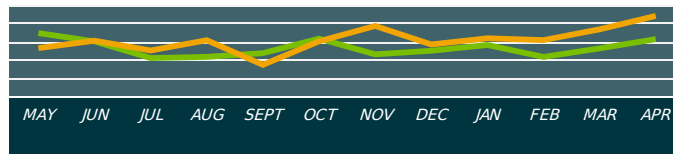


Housing & Shelter

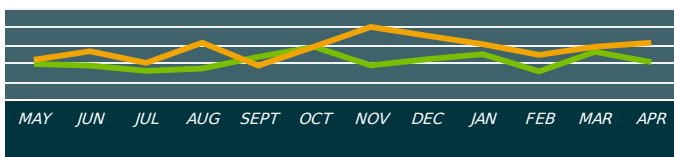
9,462

Shelters	2,546
Low-cost housing	3,967
Home repair/ maintenance	129
Rent assistance	2,618
Mortgage assistance	59
Landlord/ tenant issues	78
Contacts	59
Other housing & shelter	6

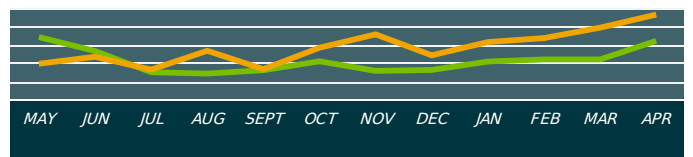
Housing & Shelter requests in the **last year** and **prior year**



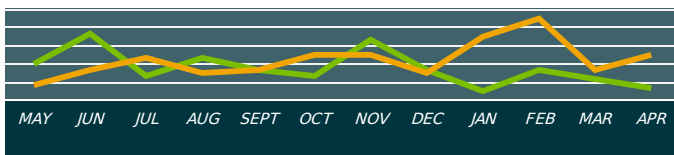
Shelters requests in the **last year** and **prior year**



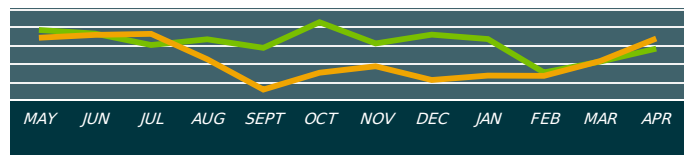
Low-cost housing requests in the **last year** and **prior year**



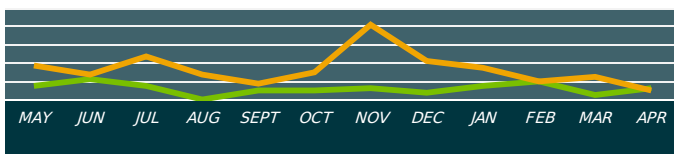
Home repair/ maintenance requests in the **last year** and **prior year**



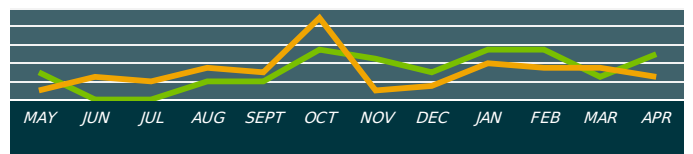
Rent assistance requests in the **last year** and **prior year**



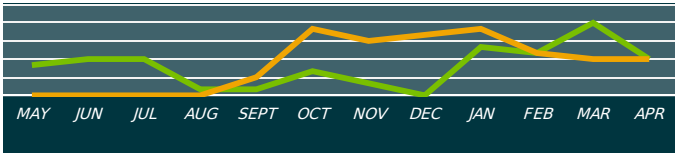
Mortgage assistance requests in the **last year** and **prior year**



Landlord/ tenant issues requests in the **last year** and **prior year**



Contacts requests in the last year and prior year



Other housing & shelter requests in the last year and prior year

